

# **Weld County, Colorado North Weld Labor Shed**

## **Workforce Availability Office Labor**

March 2019  
EMSI

### **Employment Services of Weld County**



315B North 11th Avenue  
Greeley, Colorado 80631



822 7<sup>th</sup> Street, Suite 550  
Greeley, Colorado 80631

# North Weld Labor Shed Summary

## KEY TAKEAWAYS

- The population is rapidly growing, with young individuals contributing to a growing and stable workforce.
- There is a strong concentration of labor in the 25-mile labor shed of Highway 34 and Highway 257.
- The region's workforce is willing and accustomed to commuting by car, with the average commute time at 27 minutes.
- Most call centers are classified in the Administration and Support industry (NAICS 56), which has an unemployment rate of 10%.
- The Professional Services industry (NAICS 54) has an unemployment rate of 7%.

## POPULATION GROWTH IN REGION

Weld County is the 3<sup>rd</sup> fastest growing MSA in the nation. The current median age in Weld County is approximately 34 years old, which is 3 years younger than the national median age. By 2025, the 20-29 age cohort is expected to be the largest age group as the population grows by an estimated 80,691 individuals. **High in-migration** contributes to a growing workforce but the low unemployment rates in Northern Colorado can make finding available workers difficult. Companies that offer competitive wages and benefits will attract employees, regardless of the unemployment rate.

## OFFICE OCCUPATIONS AND INDUSTRY TRENDS IN REGION

"Office labor" consists of a variety of occupations and can exist in any industry. However, industries such as Information, Finance and Insurance, Real Estate, Professional Services, and Administration & Support make up what we think of as traditional "office jobs".

As of January 2019, the **Weld County unemployment rate is 3.8%**, which is up from 2.7% at the end of 2018. **Most call-centers are classified in the Administration and Support industry (NAICS 56), which has an unemployment rate of 10%.** The unemployment rate for *occupations* within the Office and Administrative Support classification (job seekers with this skillset) is 11%. The industry of **Professional Services has the second highest unemployment rate of 7%**. This means that **there is available labor for companies that engage primarily in office activities, such as Call-Centers, Analytics, Accounting Services, Design Services, Architectural Services, Computer Services, Technical Consulting, and Advertising & Publishing.** The Information industry (Media and Software Publishing) has the lowest unemployment rate of 2%, indicating that companies in this industry are experiencing a limited labor pool.

As the labor market tightens, Employment Services of Weld County and Aims Community College work alongside businesses to help train and retrain existing workers and educate the future labor force in the trades. With a variety of employment opportunities available to workers in the region, **a company's culture and employee benefits are key in the attraction of workers.** Providing 4-day work weeks, flex days, and the observation of holidays are examples of additional employee benefits.

## ATTRIBUTES OF THE LABOR SHED

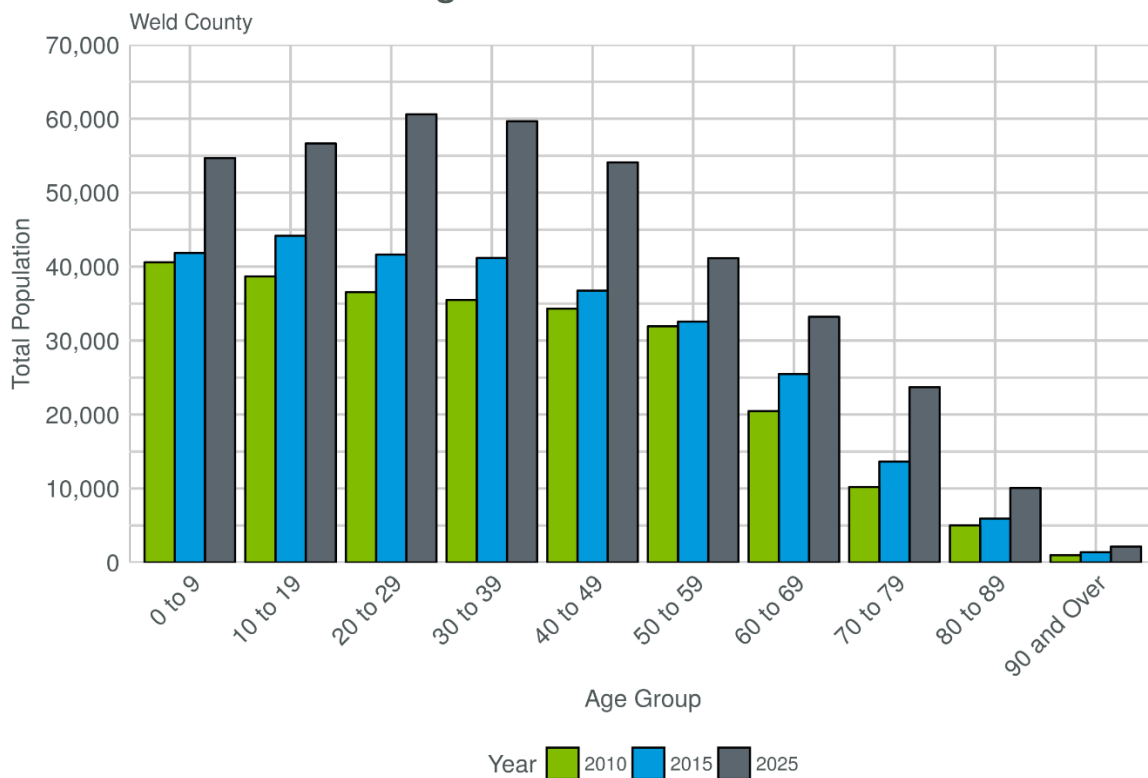
The North Weld labor shed is situated in northwest Weld County and central Northern Colorado. Proximity to major highways, as well as the I-25 corridor facilitates a **regional workforce**. Labor force participation has increased since 2016, which is a product of a healthy job market. Commuting patterns for Weld County indicated that the workforce is not averse to traveling for work, with the **average commute time at 27 minutes**. The North Weld labor shed has **great transportation accessibility for the local workforce**, with access to I-25, HWY 34, HWY 257, HWY 392 and HWY 85. The Greeley/Evans Transit (GET) department is currently collaborating with the Town of Windsor and the City of Fort Collins on a **regional transit route** that is scheduled to begin operations in January of 2020. This labor shed is defined by a 25-mile radius around the intersection of Highway 34 and Highway 257. **High density employment centers** are dark green on the following labor shed map, indicating strong concentrations of office labor. Over the past 5 years, job growth in Weld County has increased by 18.2%, outpacing the national growth rate by 10.4%.

# Regional Population & Growth

Area	2014 Population	2019 Population	Change	% Change
Weld County	275,590	318,993	43,403	16%
Larimer County	323,634	355,826	32,192	10%
Colorado	5,342,314	5,761,545	419,231	8%
Nation	318,622,518	330,162,148	11,539,630	4%

Source: Emsi Q1 2019 Data Set- County Demographics

## Age Forecast: 2010 to 2025

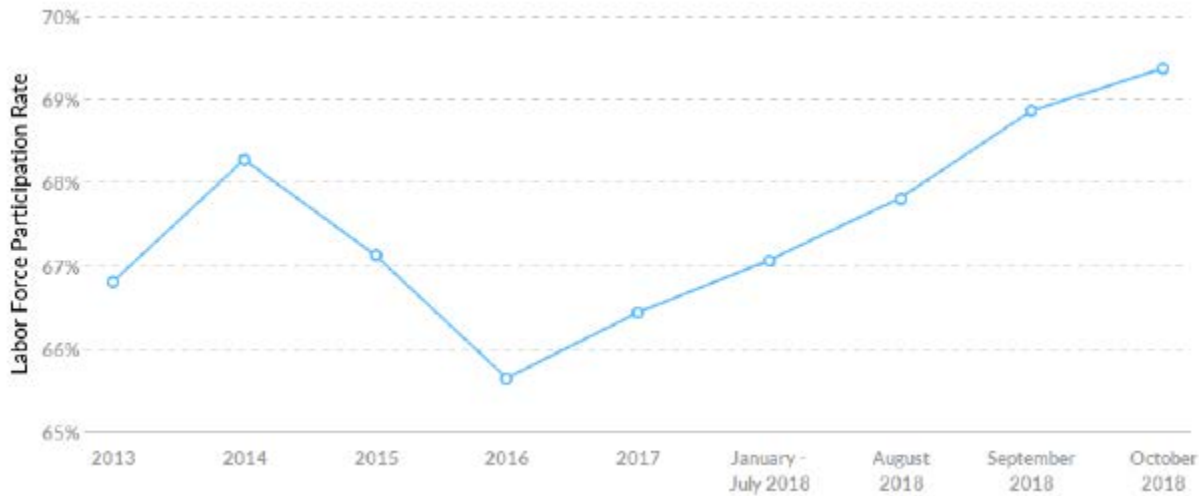


Source: State Demography Office, Print Date: 09/12/2018

**As the region's population continues to grow, in-migration of young individuals will contribute to the growing labor force.**



# Regional Labor Force Participation

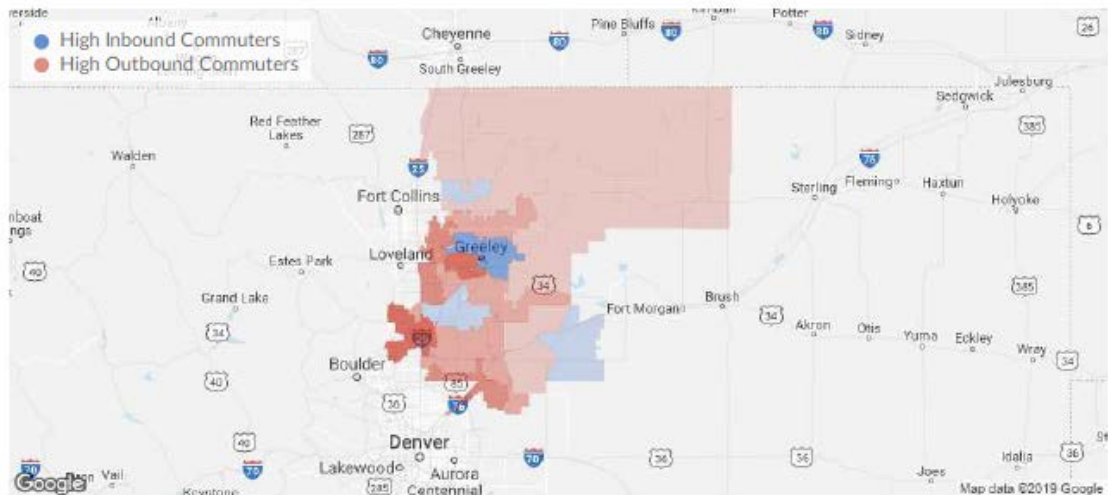


Source: Emsi Q1 2019 Data Set- Weld Economy Overview

# Regional Commuting Workforce

## Place of Work vs Place of Residence

Understanding where talent in Weld County, CO currently works compared to where talent lives can help you optimize site decisions. For example, the #1 ranked ZIP for employment ranks #3 for resident workers. The top ZIP for resident workers is 80634.



Where Talent Works		
ZIP	Name	2018 Employment
80631	Greeley, CO (in Weld c...	31,711
80634	Greeley, CO (in Weld c...	19,859
80504	Longmont, CO (in Weld...	13,128
80550	Windsor, CO (in Weld ...	13,122
80621	Fort Lupton, CO (in W...	5,420

Where Talent Lives		
ZIP	Name	2018 Workers
80634	Greeley, CO (in Weld c...	34,331
80504	Longmont, CO (in Weld...	30,024
80631	Greeley, CO (in Weld c...	25,657
80550	Windsor, CO (in Weld ...	18,417
80620	Evans, CO (in Weld co...	13,817

Source: Emsi Q1 2019 Data Set, Weld County Economy Overview



# Top Weld County Employment Industries & Employment Competition

NAICS	Description	2014 Jobs	2019 Jobs	2014 - 2019 Change	2014 - 2019 % Change	2019 Location Quotient	Avg. Earnings Per Job
90	Government	16,582	18,377	1,795	11%	0.95	\$51,047
31	Manufacturing	11,983	14,049	2,066	17%	1.40	\$63,175
23	Construction	11,986	13,799	1,813	15%	1.93	\$64,308
44	Retail Trade	9,650	11,214	1,564	16%	0.86	\$36,477
62	Health Care and Social Assistance	8,950	10,698	1,748	20%	0.65	\$54,850
21	Mining, Quarrying, and Oil and Gas Extraction	8,474	8,902	428	5%	16.84	\$103,450
72	Accommodation and Food Services	7,163	8,749	1,586	22%	0.78	\$19,820
56	Administrative and Support and Waste Management and Remediation Services	6,801	6,904	103	2%	0.85	\$40,112
11	Agriculture, Forestry, Fishing and Hunting	6,292	6,420	128	2%	4.26	\$44,011
81	Other Services (except Public Administration)	4,501	5,841	1,340	30%	0.95	\$31,775
48	Transportation and Warehousing	4,130	4,630	500	12%	0.99	\$71,131
42	Wholesale Trade	4,099	4,405	306	7%	0.93	\$80,131
54	Professional, Scientific, and Technical Services	3,263	4,015	752	23%	0.48	\$66,747
52	Finance and Insurance	3,404	3,274	(130)	(4%)	0.63	\$73,223
53	Real Estate and Rental and Leasing	1,680	2,082	402	24%	0.96	\$52,926
55	Management of Companies and Enterprises	1,345	1,759	414	31%	0.95	\$152,050
55	Management of Companies and Enterprises	1,345	1,759	414	31%	0.95	\$152,050
71	Arts, Entertainment, and Recreation	1,253	1,450	197	16%	0.64	\$24,091
61	Educational Services	850	1,255	405	48%	0.38	\$29,398
51	Information	723	857	134	19%	0.36	\$69,850
22	Utilities	328	412	84	26%	0.92	\$128,768

Source: Emsi Q1 2019 Data Set, Weld County Industry Table

## Ten Largest Employers in Weld County

Company Industry	Industry	Local Employees
JBS USA & Affiliates	Beef Processing/Corporate Office	4,590
Banner Health: North Colorado Medical Center	Healthcare	3,560
Vestas	Wind Turbine Manufacturing	2,270
State Farm Insurance Companies	Insurance	1,200
Halliburton Energy Services, Inc.	Oil & Gas Development	1,030
TTEC (Formerly TeleTech)	Financial Services Support	620
Aurora Organic Dairy	Dairy Product Production	550
Anadarko Petroleum	Oil & Gas Development	520
Noble Energy	Oil & Gas Development	500
Leprino Foods	Cheese & Dairy Foods Manufacturing	450

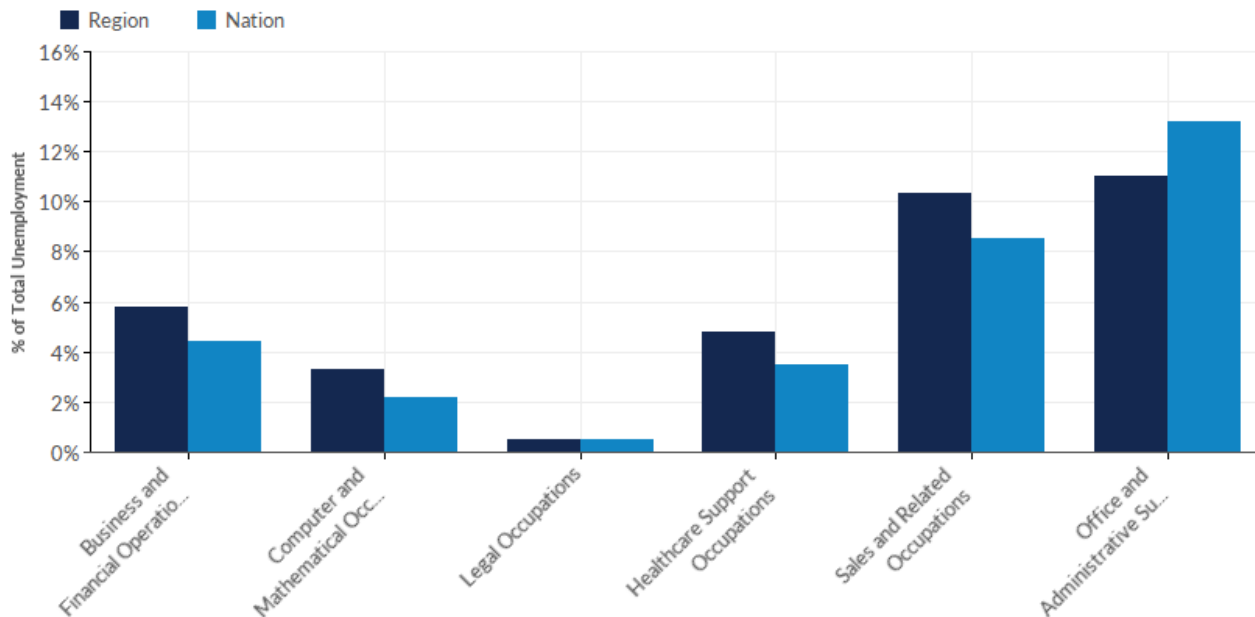
Source: Development Research Partners, May 2018; Colorado State Demography Office, Upstate Colorado Economic Development, 12/2018



## Unemployment for Office Occupations in Region

10,210

Total Unemployment (10/2018)



SOC	Occupation	Unemployed (10/2018)	% of Regional Unemployment	% of National Unemployment
13-0000	Business and Financial Operations Occupations	591	6%	4%
15-0000	Computer and Mathematical Occupations	339	3%	2%
23-0000	Legal Occupations	50	0%	0%
31-0000	Healthcare Support Occupations	486	5%	3%
41-0000	Sales and Related Occupations	1,057	10%	9%
43-0000	Office and Administrative Support Occupations	1,128	11%	13%

Source: Emsi Q1 2019 Data Set, 6 Occupations in Weld and Larimer Counties

## Earnings for Office Occupations in Region

Occupation	Average Earnings	25th Percentile Earnings	Median Earnings	75th Percentile Earnings
Business and Financial Operations Occupations	\$34.40	\$23.26	\$31.08	\$41.17
Computer and Mathematical Occupation	\$40.53	\$28.38	\$38.68	\$50.86
Legal Occupations	\$45.06	\$26.67	\$35.71	\$49.19
Healthcare Support Occupations	\$15.96	\$12.51	\$14.96	\$18.03
Sales and Related Occupations	\$20.01	\$10.55	\$14.41	\$22.96
Office and Administrative Support Occupation	\$17.94	\$12.78	\$16.69	\$21.41

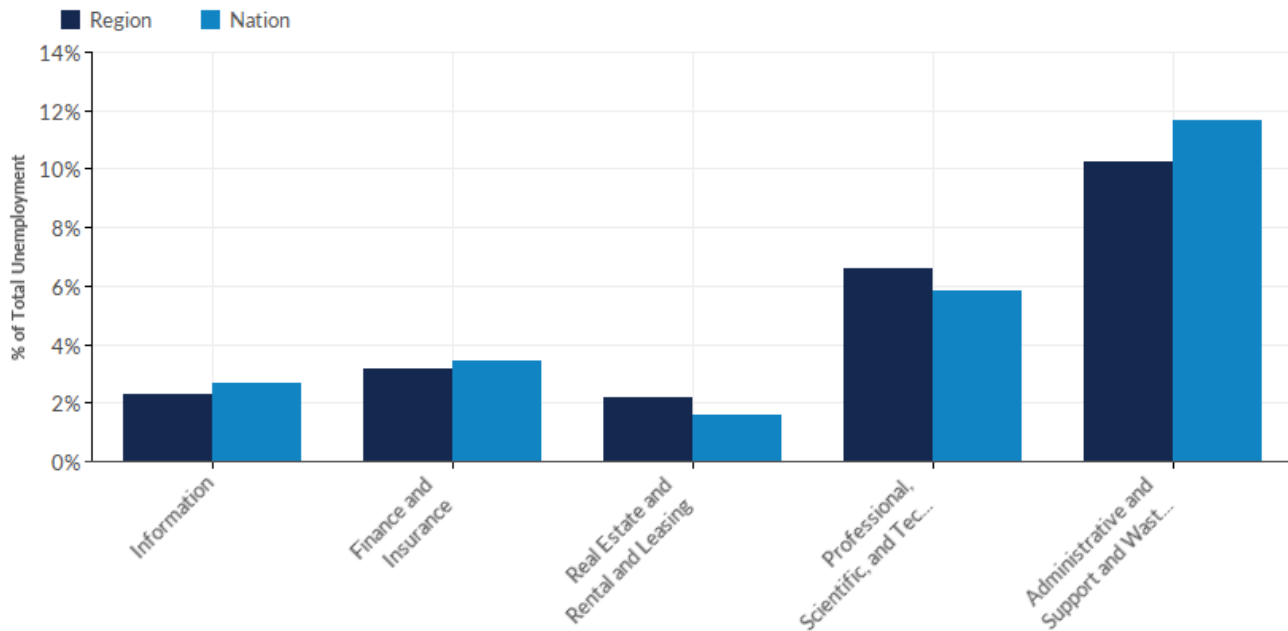
Source: Emsi Q1 2019 Data Set- 6 Occupations (13, 15, 23, 31, 41, 43 SOC) in 48 Zip, Workforce Availability



# Unemployment of Office Industries in the Region

**10,210**

Total Unemployment (10/2018)



NAICS	Industry	Unemployed (10/2018)	% of Regional Unemployment	% of National Unemployment
51	Information	232	2%	3%
52	Finance and Insurance	322	3%	3%
53	Real Estate and Rental and Leasing	224	2%	2%
54	Professional, Scientific, and Technical Services	673	7%	6%
56	Administrative and Support and Waste Management and Remediation Services	1,047	10%	12%

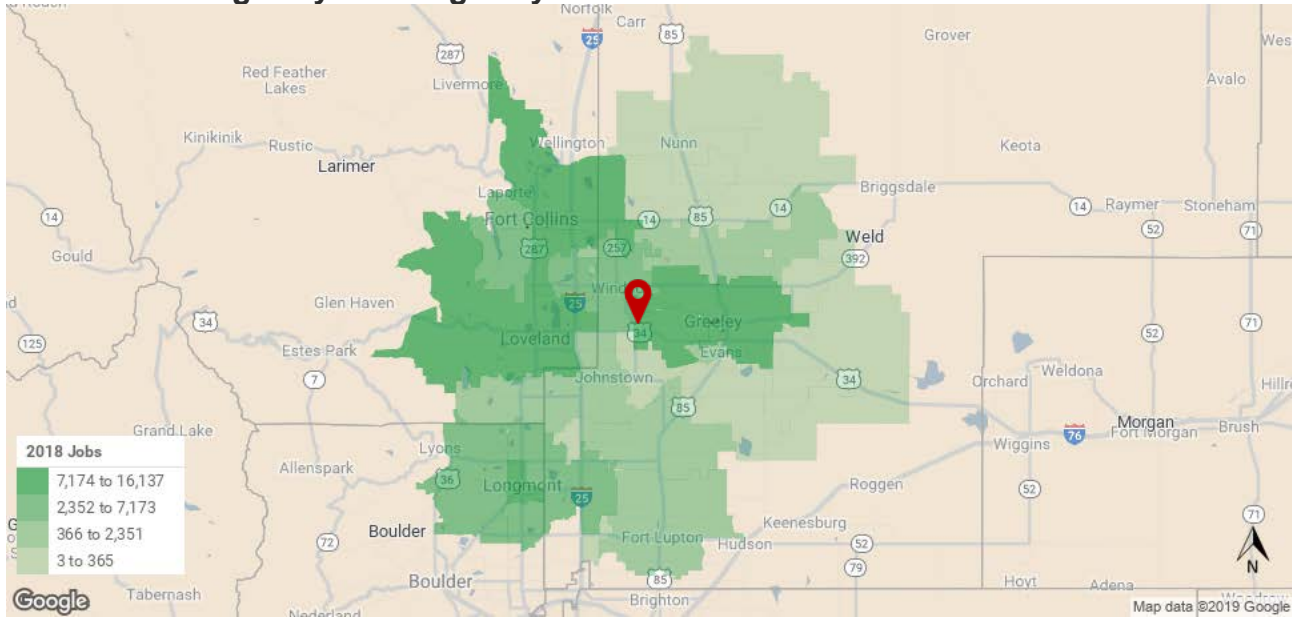
Source: Emsi Q1 2019 Data Set, 5 Industries in Weld and Larimer Counties





# North Weld County Labor Shed

## 25 Mile Radius of Highway 34 & Highway 257



Source: Emsi Q1 2019 Data Set- Workforce Availability for 6 Occupations in 48 Zips

### Office Occupations

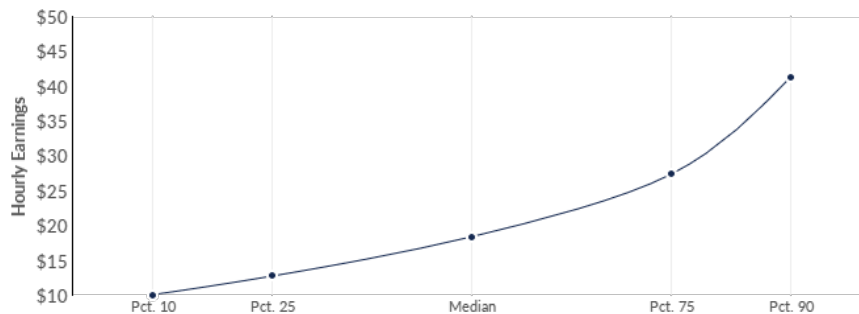
#### 25 Mile Radius of Highway 34 & Highway 257

<b>112,892</b>	<b>0.94</b>	<b>\$18.40/hr</b>	<b>2,970</b>
<b>Jobs</b>	<b>Concentration</b>	<b>Median Earnings</b>	<b>Educational Completions</b>
Jobs increased by 13,007 over the last 5 years. Projected to increase by 11,891 over the next 5 years.	Regional job concentration is 0.94 times the national job concentration.	Regional median earnings are \$0.07/hr above the national median earnings of \$18.33/hr.	Related educational completions are produced by 7 institutions in the region.

### Office Occupations Wage Scales

#### 25 Mile Radius of Highway 34 & Highway 257

<b>\$22.96/hr</b>	<b>\$12.75/hr</b>	<b>\$18.40/hr</b>	<b>\$27.38/hr</b>
<b>Average Earnings</b>	<b>25th Percentile Earnings</b>	<b>Median Earnings</b>	<b>75th Percentile Earnings</b>



Source: Emsi Q1 2019 Data Set- 6 Occupations (13, 15, 23, 31, 41, 43 SOC) in 48 Zip, Workforce Availability

