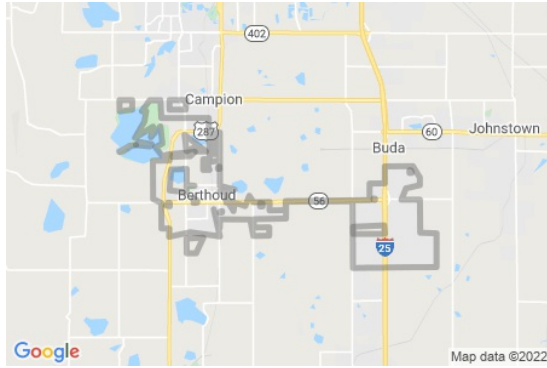


# Berthoud

Counties: Larimer, Weld

Town of Berthoud

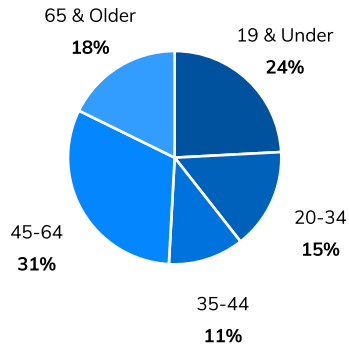
(970) 532-2643 | welish@berthoud.org



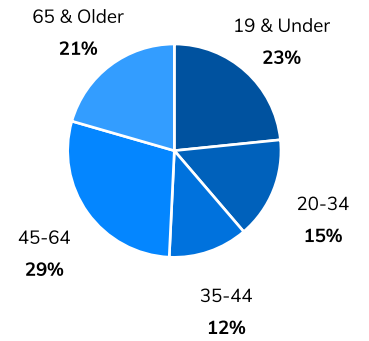
Source: ESRI®, 2021

## Population

### Population By Age 2021



### Population By Age 2025



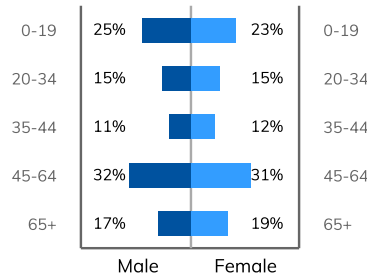
### Population Overview

Population 2021:	10,501
Population 2025:	12,577
Female Population 2021:	5,308
Male Population 2021:	5,193
Diversity Index:	30

### Population By Race

White:	92%
Hispanic or Latino:	9%
Some Other Race:	3%
Two or More Races:	3%
Asian:	1%
American Indian:	1%
Black or African American:	Below 1%
Native Hawaiian or Pacific Islander:	Below 1%

### Age & Gender 2021



### Median Age 2021



### Households




### Total Families



### Workforce

Total Workforce:	5,944
Employed:	94%
Unemployed:	6%

### Average Daily Commute



### Net Migration



## Housing Overview


2021 Median Home Value:	\$434,123
2025 Median Home Value:	\$481,703
2021 Total Housing Units:	4,063
2021 Owner Occupied Units:	3,429
2021 Renter Occupied Units:	595
2021 Vacant Units:	40
2025 Total Housing Units:	4,871
2025 Owner Occupied Units:	4,203
2025 Renter Occupied Units:	595
2025 Vacant Units:	43

## Employment by Industry


Manufacturing:	775
Construction:	698
Professional/Scientific/Tech Services:	664
Educational Services:	636
Retail Trade:	495
Health Care/Social Assistance:	456
Other Services:	321
Transportation/Warehousing:	287
Admin/Support/Waste Management Services:	237
Accommodation/Food Services:	205
Public Administration:	200
Finance/Insurance:	106
Wholesale Trade:	104
Information:	96
Mining/Quarrying/Oil & Gas Extraction:	80
Real Estate/Rental/Leasing:	66
Agriculture/Forestry/Fishing/Hunting:	62
Arts/Entertainment/Recreation:	44
Utilities:	29
Management of Companies/Enterprises:	0

## Income


### Median Household Income



### Average Household Income



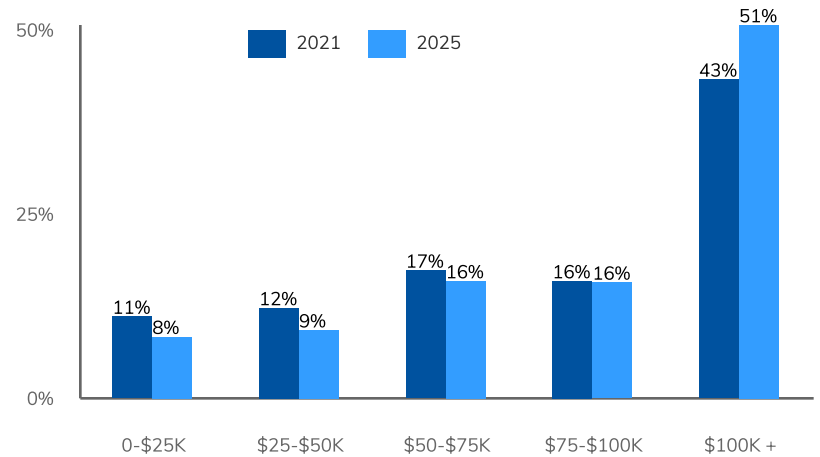
### Per Capita Income



### Income Growth

Per Capita Income Annual Growth Rate	2.79%
Median Household Income Annual Growth Rate	2.86%

## Household Income Distribution

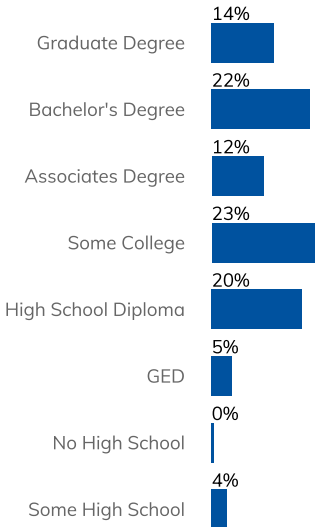


Education

Education Levels

Graduate Degree	1,043
Bachelor's Degree	1,652
High School Diploma	1,511

Education Attainment 2021



Source: ESRI®, 2021