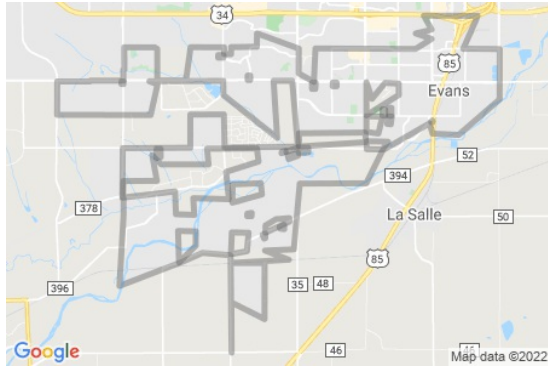


# Evans

County: Weld

City of Evans

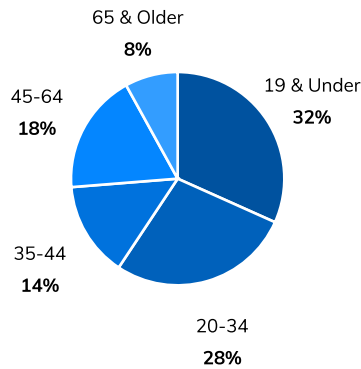
(970) 475-1112 | amoeding@evanscolorado.gov



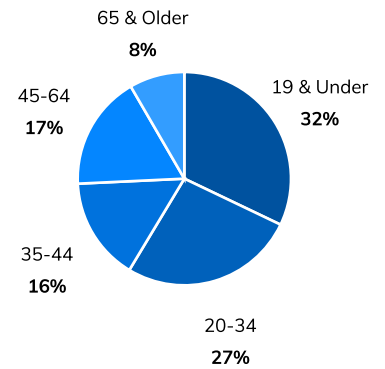
Source: ESRI®, 2021

## Population

### Population By Age 2021



### Population By Age 2025



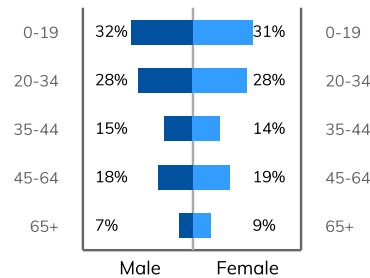
### Population Overview

Population 2021:	22,698
Population 2025:	24,615
Female Population 2021:	11,424
Male Population 2021:	11,273
Diversity Index:	73.5

### Population By Race

White:	73%
Hispanic or Latino:	48%
Some Other Race:	20%
Two or More Races:	3%
Black or African American:	2%
Asian:	1%
American Indian:	1%
Native Hawaiian or Pacific Islander:	Below 1%

### Age & Gender 2021



### Median Age 2021



### Households




### Total Families



### Workforce

Total Workforce:	11,901
Employed:	94%
Unemployed:	6%

### Average Daily Commute



### Net Migration



## Housing Overview


2021 Median Home Value:	\$290,191
2025 Median Home Value:	\$389,847
2021 Total Housing Units:	7,974
2021 Owner Occupied Units:	4,837
2021 Renter Occupied Units:	2,789
2021 Vacant Units:	347
2025 Total Housing Units:	8,665
2025 Owner Occupied Units:	5,358
2025 Renter Occupied Units:	2,789
2025 Vacant Units:	401

## Employment by Industry

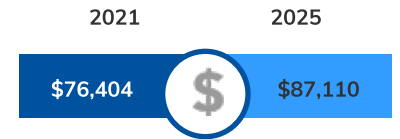
Retail Trade:	1,523
Health Care/Social Assistance:	1,211
Manufacturing:	1,201
Construction:	1,198
Admin/Support/Waste Management Services:	771
Educational Services:	762
Transportation/Warehousing:	655
Accommodation/Food Services:	617
Other Services:	456
Professional/Scientific/Tech Services:	429
Wholesale Trade:	413
Finance/Insurance:	412
Public Administration:	385
Agriculture/Forestry/Fishing/Hunting:	324
Real Estate/Rental/Leasing:	285
Mining/Quarrying/Oil & Gas Extraction:	208
Arts/Entertainment/Recreation:	143
Information:	82
Utilities:	76
Management of Companies/Enterprises:	0

## Income

### Median Household Income



### Average Household Income



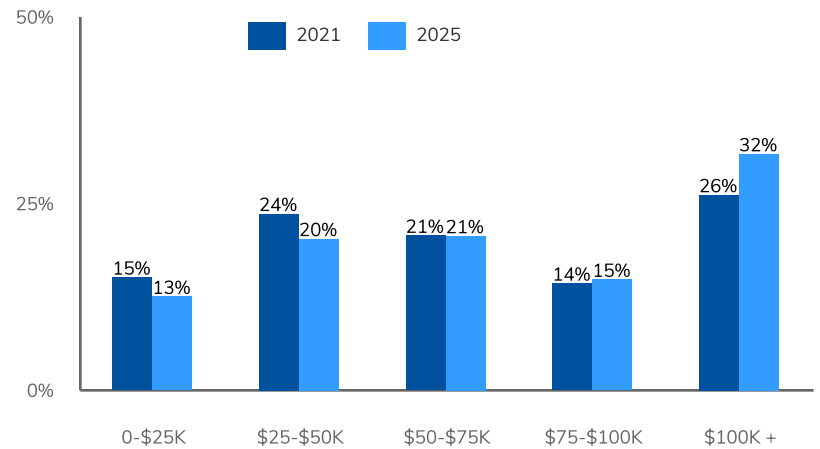
### Per Capita Income



### Income Growth


Per Capita Income Annual Growth Rate	2.64%
Median Household Income Annual Growth Rate	2.56%

## Household Income Distribution

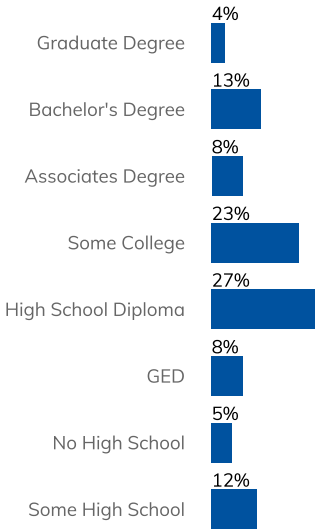


Education

Education Levels



Education Attainment 2021



Source: ESRI®, 2021