



Source: ESRI®, 2021

Population

Population Overview

Population 2021:	2,427
Population 2025:	2,649
Female Population 2021:	1,252
Male Population 2021:	1,174
Diversity Index:	66.3

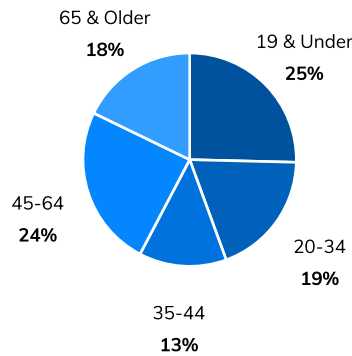
Population By Race

White:	80%
Hispanic or Latino:	39%
Some Other Race:	15%
Two or More Races:	2%
American Indian:	1%
Asian:	1%
Black or African American:	1%
Native Hawaiian or Pacific Islander:	Below 1%

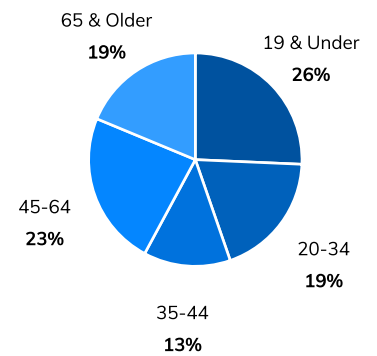
Workforce

Total Workforce:	1,193
Employed:	86%
Unemployed:	14%

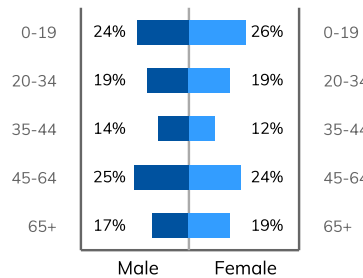
Population By Age 2021



Population By Age 2025



Age & Gender 2021



Median Age 2021




Households



Total Families



Average Daily Commute



Net Migration



Housing Overview


2021 Median Home Value:	\$357,447
2025 Median Home Value:	\$793,668
2021 Total Housing Units:	900
2021 Owner Occupied Units:	687
2021 Renter Occupied Units:	183
2021 Vacant Units:	30
2025 Total Housing Units:	986
2025 Owner Occupied Units:	762
2025 Renter Occupied Units:	183
2025 Vacant Units:	35

Employment by Industry


Construction:	135
Educational Services:	123
Admin/Support/Waste Management Services:	102
Health Care/Social Assistance:	93
Retail Trade:	92
Public Administration:	64
Transportation/Warehousing:	60
Mining/Quarrying/Oil & Gas Extraction:	51
Other Services:	45
Accommodation/Food Services:	45
Agriculture/Forestry/Fishing/Hunting:	42
Manufacturing:	41
Finance/Insurance:	38
Professional/Scientific/Tech Services:	22
Utilities:	22
Information:	16
Wholesale Trade:	14
Real Estate/Rental/Leasing:	14
Arts/Entertainment/Recreation:	11
Management of Companies/Enterprises:	2

Income


Median Household Income



Average Household Income



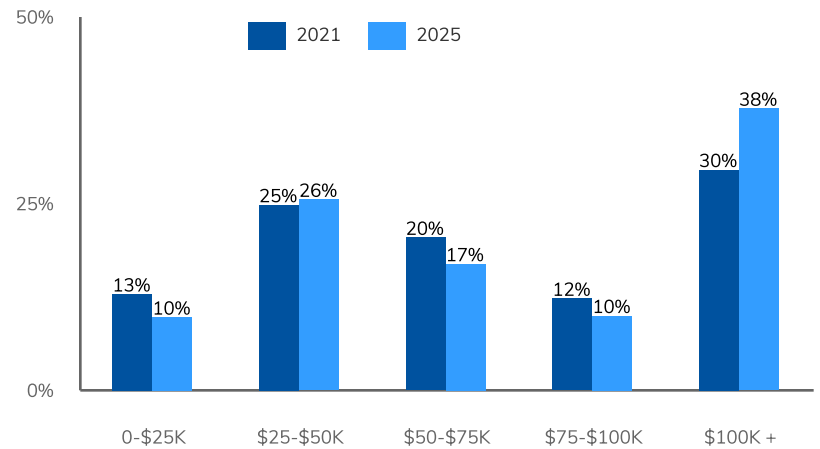
Per Capita Income



Income Growth

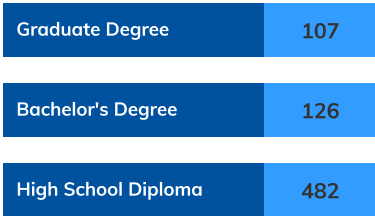
Per Capita Income Annual Growth Rate	2.81%
Median Household Income Annual Growth Rate	2.42%

Household Income Distribution

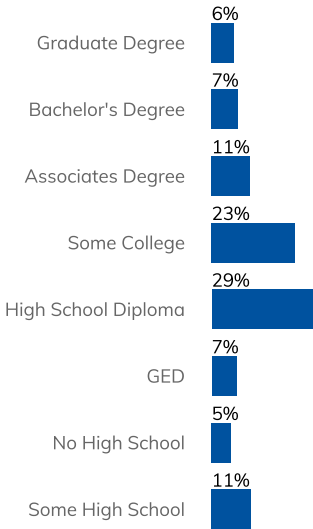


Education

Education Levels



Education Attainment 2021



Source: ESRI®, 2021