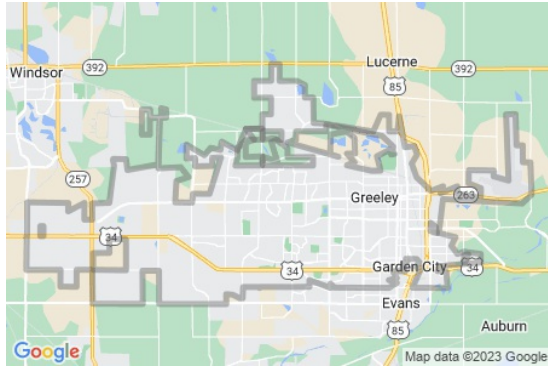


# Greeley

County: Weld

City of Greeley Economic Development

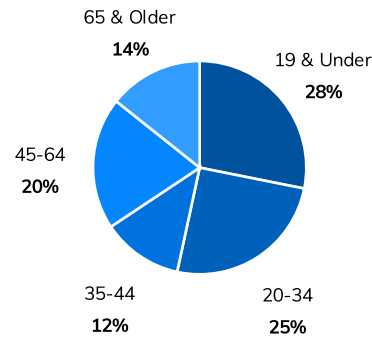
970-350-9384 | benjamin.snow@greeleygov.com



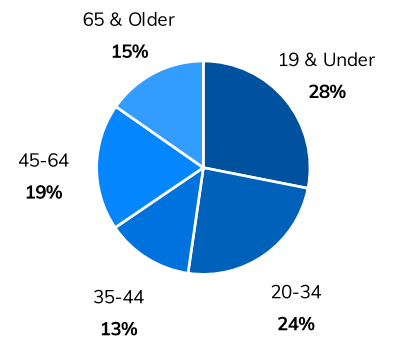
Source: ESRI®, 2023

## Population

### Population By Age 2023



### Population By Age 2025



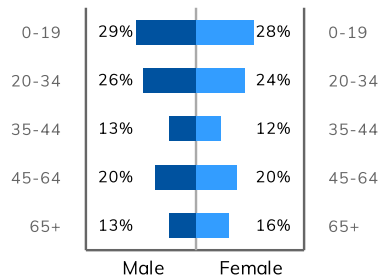
### Population Overview

Population 2023:	112,242
Population 2025:	117,461
Female Population 2023:	56,639
Male Population 2023:	55,603
Diversity Index:	77.8

### Population By Race

White:	61%
Hispanic or Latino:	41%
Two or More Races:	17%
Some Other Race:	15%
Black or African American:	2%
Asian:	2%
American Indian:	2%
Native Hawaiian or Pacific Islander:	Below 1%


### Age & Gender 2023




### Median Age 2023



### Households




### Total Families



### Workforce

Total Workforce:	53,866
Employed:	94%
Unemployed:	6%

### Average Daily Commute



### Net Migration



## Housing Overview


2023 Median Home Value:	\$350,711
2025 Median Home Value:	\$430,631
2023 Total Housing Units:	42,209
2023 Owner Occupied Units:	24,135
2023 Renter Occupied Units:	15,210
2023 Vacant Units:	2,863
2025 Total Housing Units:	44,755
2025 Owner Occupied Units:	25,772
2025 Renter Occupied Units:	15,210
2025 Vacant Units:	3,544

## Employment by Industry


Health Care/Social Assistance:	6,369
Retail Trade:	5,876
Manufacturing:	4,961
Educational Services:	4,910
Construction:	4,874
Accommodation/Food Services:	3,323
Admin/Support/Waste Management Services:	2,506
Other Services:	2,426
Transportation/Warehousing:	2,418
Public Administration:	2,159
Professional/Scientific/Tech Services:	2,123
Finance/Insurance:	2,003
Wholesale Trade:	1,501
Mining/Quarrying/Oil & Gas Extraction:	1,379
Agriculture/Forestry/Fishing/Hunting:	1,073
Real Estate/Rental/Leasing:	912
Information:	742
Arts/Entertainment/Recreation:	627
Utilities:	444
Management of Companies/Enterprises:	15

## Income

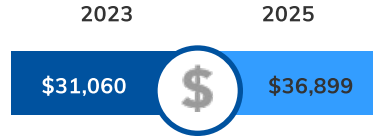
### Median Household Income



### Average Household Income



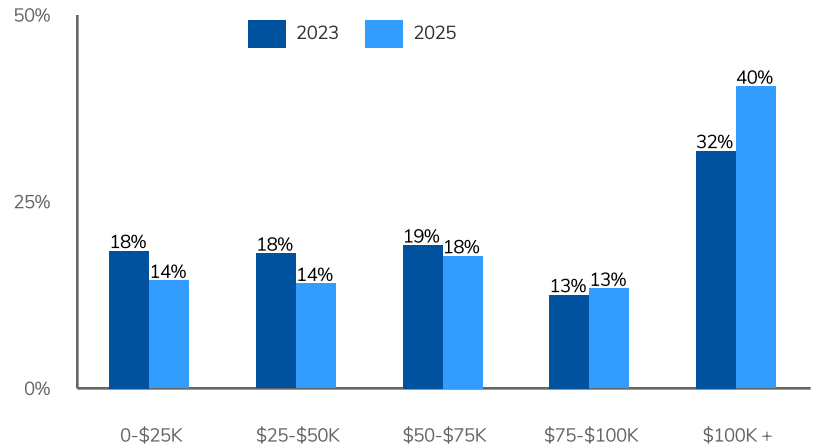
### Per Capita Income



### Income Growth

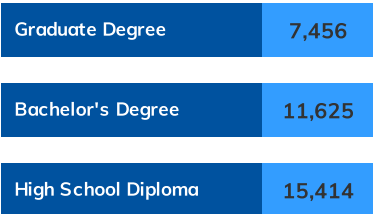
Per Capita Income Annual Growth Rate	3.51%
Median Household Income Annual Growth Rate	4.28%

## Household Income Distribution

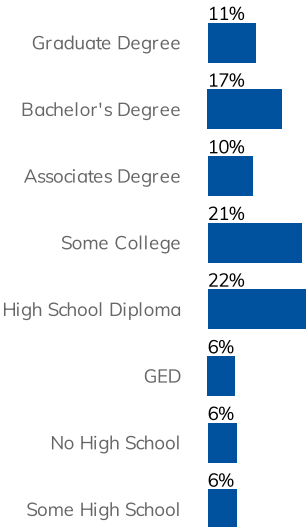


# Education

## Education Levels



## Education Attainment 2023



Source: ESRI®, 2023