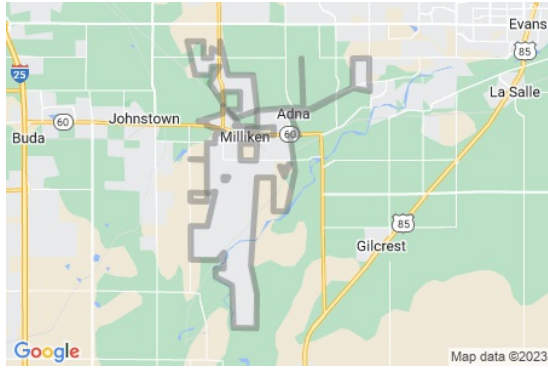


# Milliken

County: Weld

Town of Milliken

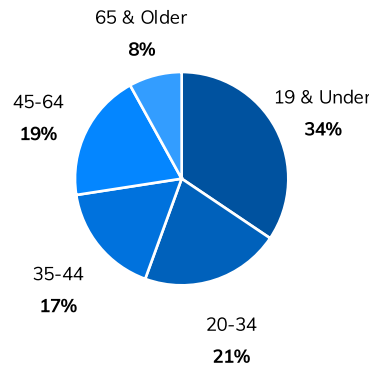
970-660-5026 | pmcclehanan@millikenco.gov



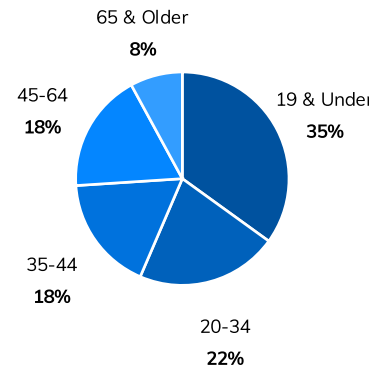
Source: ESRI®, 2023

## Population

### Population By Age 2023



### Population By Age 2025



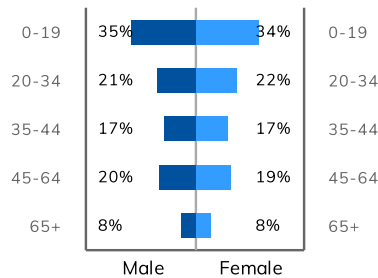
## Population Overview

Population 2023:	9,030
Population 2025:	9,762
Female Population 2023:	4,596
Male Population 2023:	4,437
Diversity Index:	66.2

## Population By Race

White:	73%
Hispanic or Latino:	28%
Two or More Races:	14%
Some Other Race:	11%
American Indian:	1%
Asian:	Below 1%
Black or African American:	Below 1%
Native Hawaiian or Pacific Islander:	Below 1%


## Age & Gender 2023



## Median Age 2023



## Households




## Total Families



## Workforce

Total Workforce:	4,581
Employed:	99%
Unemployed:	1%

## Average Daily Commute



## Net Migration



## Housing Overview


2023 Median Home Value:	\$342,005
2025 Median Home Value:	\$446,667
2023 Total Housing Units:	3,043
2023 Owner Occupied Units:	2,510
2023 Renter Occupied Units:	444
2023 Vacant Units:	89
2025 Total Housing Units:	3,308
2025 Owner Occupied Units:	2,736
2025 Renter Occupied Units:	444
2025 Vacant Units:	117

## Employment by Industry


Construction:	790
Health Care/Social Assistance:	571
Admin/Support/Waste Management Services:	471
Retail Trade:	460
Manufacturing:	432
Other Services:	275
Professional/Scientific/Tech Services:	258
Educational Services:	205
Transportation/Warehousing:	196
Public Administration:	196
Accommodation/Food Services:	174
Wholesale Trade:	167
Finance/Insurance:	122
Mining/Quarrying/Oil & Gas Extraction:	75
Real Estate/Rental/Leasing:	38
Agriculture/Forestry/Fishing/Hunting:	37
Utilities:	25
Information:	14
Arts/Entertainment/Recreation:	12
Management of Companies/Enterprises:	0

## Income


### Median Household Income



### Average Household Income



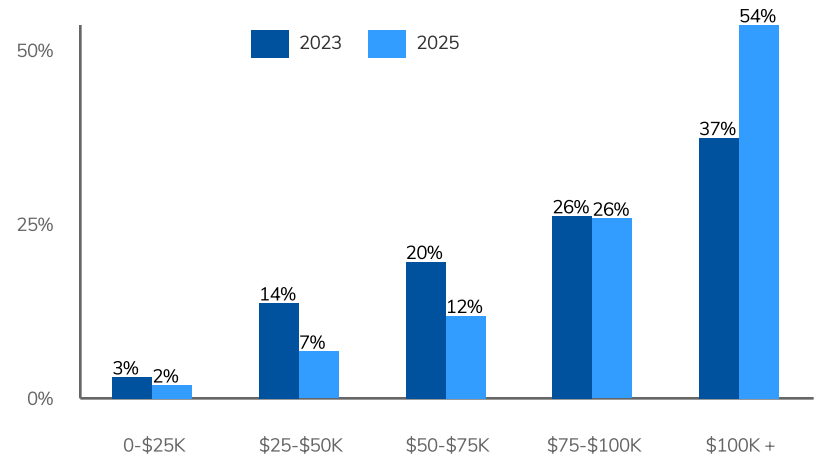
### Per Capita Income



### Income Growth


Per Capita Income Annual Growth Rate	3.55%
Median Household Income Annual Growth Rate	3.61%

## Household Income Distribution

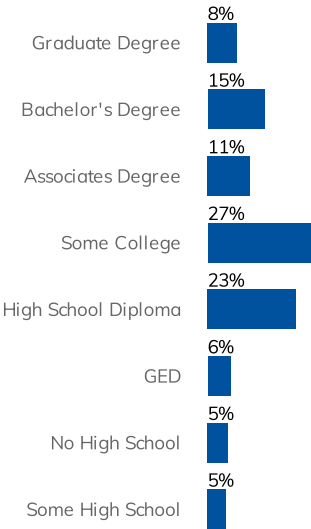


# Education

## Education Levels



## Education Attainment 2023



Source: ESRI®, 2023